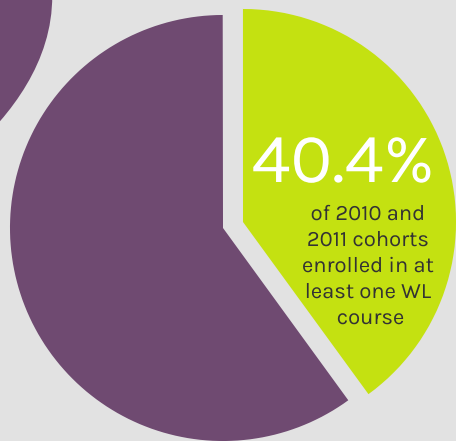
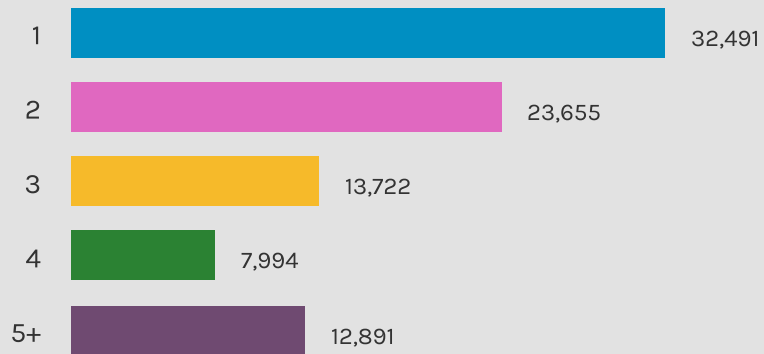


World Language Course Taking at **CASSIE institutions**  
Descriptive statistics for 2010 and 2011 fall first-time freshman cohorts

90,753 out of a total of 224,831 students enrolled in at least one World Language course



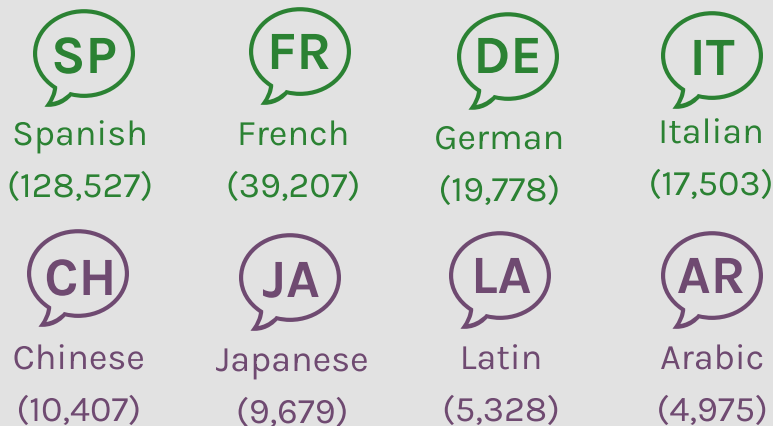
NUMBER OF WORLD LANGUAGE COURSES TAKEN



8

TOP WORLD LANGUAGES TAKEN

(Number of students taking **commonly taught\*** and **less commonly taught** language courses)



Of WL course takers, 21.0% took a **less commonly taught** world language course



WORLD LANGUAGE & STUDY ABROAD



World Language Course Taking at **CASSIE institutions**  
Descriptive statistics for 2010 and 2011 fall first-time freshman cohorts

# WORLD LANGUAGE COURSE TAKING

Background Characteristics	0 courses	1-3 courses	4+ courses	Commonly Taught	Less Commonly Taught
High School GPA	3.44	3.50	3.59	3.51	3.59
SAT Score	1119	1157	1191	1151	1218
% Need-Based Aid	35.2	35.2	32.6	34.8	34.1
% Female	50.7	58.0	63.6	61.4	51.2
% Underrep. minority	22.5	23.0	22.1	24.2	17.4
% STEM	35.7	32.4	25.8	30.3	33.2



Outcomes	0 courses	1-3 courses	4+ courses	Commonly Taught	Less Commonly Taught
% Degree in 6 years	60.5	72.6	87.3	75.3	78.7
% Degree in 4 years	37.2	47.5	59.2	49.6	52.3
Semesters to degree	12.2	12.1	12.0	12.1	12.1
GPA at degree	3.26	3.26	3.31	3.27	3.31
Credit hours at degree	148.6	148.1	151.7	129.4	131.2



Underrepresented minorities are defined as American Indian/Alaskan Native, Black or African American, Hispanic, and Native Hawaiian/Pacific Islander.

'Semesters to Degree,' 'Credit Hours Earned at Degree,' and 'GPA at Degree' are all conditional on graduation.

World Language Course Taking : Using **Regression Analysis** (controlling for background and achievement differences) to reveal the impact of number and type of World Language courses taken



**DEGREE IN 6 YEARS**



**DEGREE IN 4 YEARS**

Relative to taking 1 course, students who took 2, 3, or 4 WL courses finished their degrees 1-2 weeks faster



**SEMESTERS TO DEGREE**

Relative to taking 1 course, students who took 2 WL courses had a slightly increased GPA at degree (.01)



**GPA AT DEGREE**

Relative to taking 1 course, students who took 5+ WL courses earned 2.63 more credit hours upon graduation



**CREDIT HOURS EARNED**

	DEGREE IN 6 YEARS	DEGREE IN 4 YEARS
<b>2 COURSES</b> vs. 1 course	[NSS]	3.6pp
<b>3 COURSES</b> vs. 1 course	3.2pp	6.9pp
<b>4 COURSES</b> vs. 1 course	3.1pp	6.2pp
<b>5+ COURSES</b> vs. 1 course	1.7pp	4.4pp
<b>LESS COMMONLY TAUGHT</b> vs. commonly taught	-2.2pp	-2.7pp

'Semesters to Degree,' 'Credit Hours Earned at Degree,' and 'GPA at Degree' are all conditional on graduation. pp = percentage points; For example, a finding of 10 percentage points means that the probability of graduating in 4 (or 6) years will be 10 points higher for a student who took world language courses compared with a student who is otherwise equivalent but did not. All estimates are statistically significant at the 5% level or smaller; NSS = Not statistically significant.